

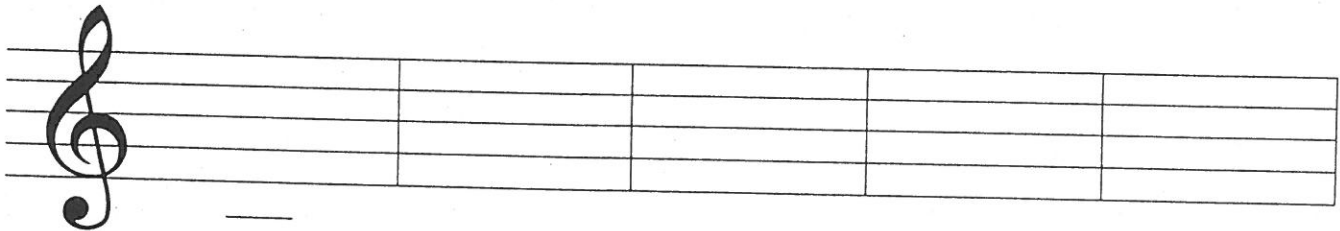
# Pracovní list č. 2



Opiš noty: c<sup>1</sup>, d<sup>1</sup>, e<sup>1</sup>, f<sup>1</sup>, g<sup>1</sup>.

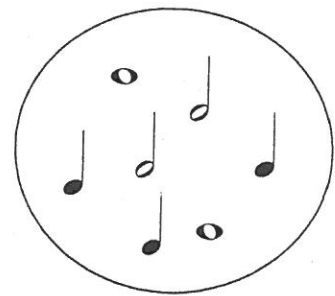


c<sup>1</sup>                      d<sup>1</sup>                      e<sup>1</sup>                      f<sup>1</sup>                      g<sup>1</sup>

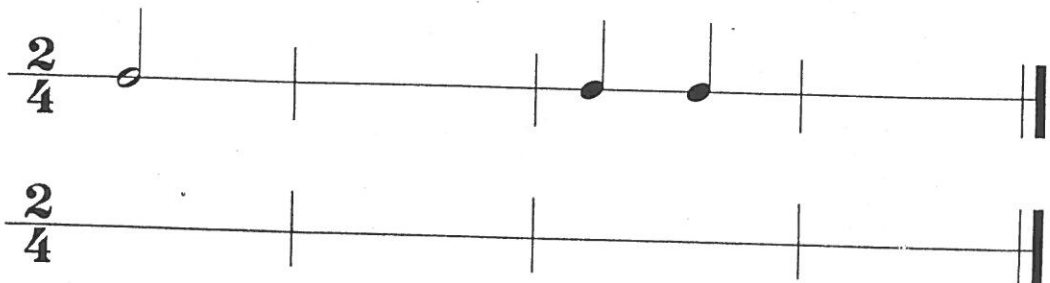


c<sup>1</sup>                      d<sup>1</sup>                      e<sup>1</sup>                      f<sup>1</sup>                      g<sup>1</sup>

## Takt dvojštvrtěový



Doplň do prázdných taktov noty z bubliny. Nenechaj sa nachytať!



# Pracovní list č. 3



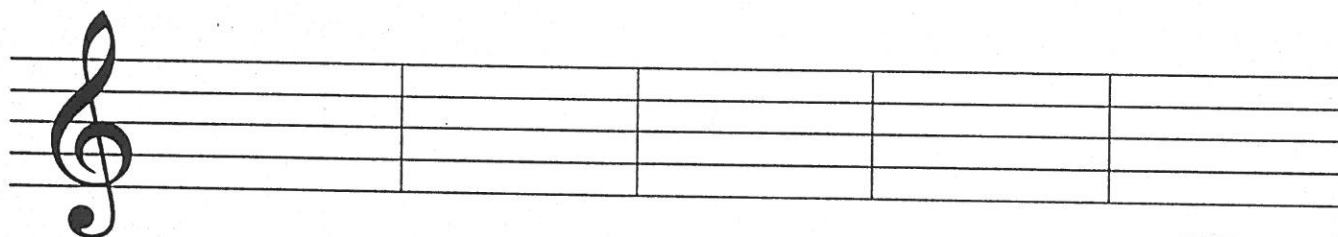
Spoj čiarou noty a ich názvy.



d<sup>1</sup>                      f<sup>1</sup>                      c<sup>1</sup>                      g<sup>1</sup>                      e<sup>1</sup>



Napíš polové noty. Potom zakrúžkuj červenou notu g<sup>1</sup> a modrou notu c<sup>1</sup>.

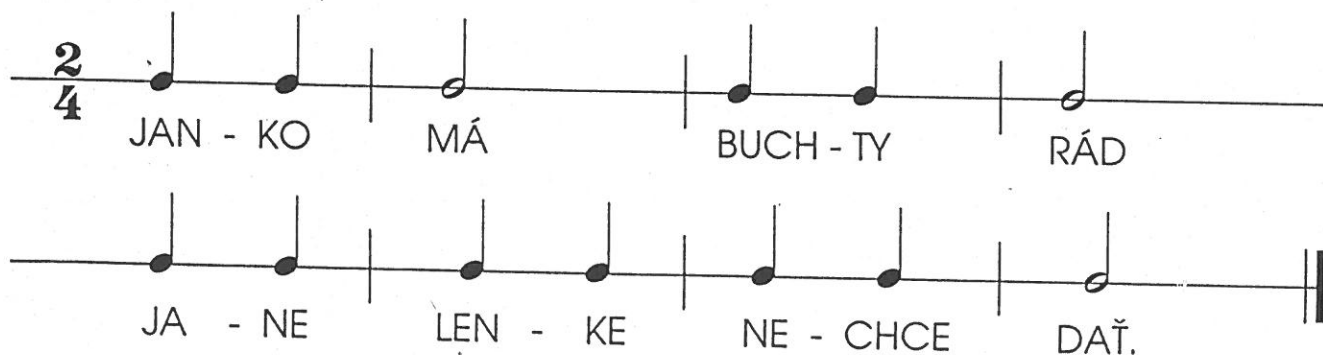


g<sup>1</sup>                      f<sup>1</sup>                      e<sup>1</sup>                      d<sup>1</sup>                      c<sup>1</sup>



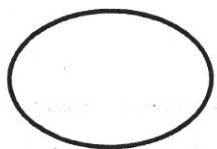
Naučte sa a vytlieskajte riekanku.

Zakrúžkuj všetky polové noty. Spočítaj všetky takty. Koľko ich je?



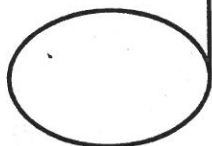
# Počítame

raz dva tri štyri



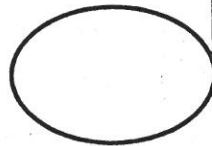
=

raz dva



+

tri štyri



NOTA CELÁ

NOTY POLOVÉ


# Pomlčky




POMLČKA CELÁ  
(mlčíme štyri doby)



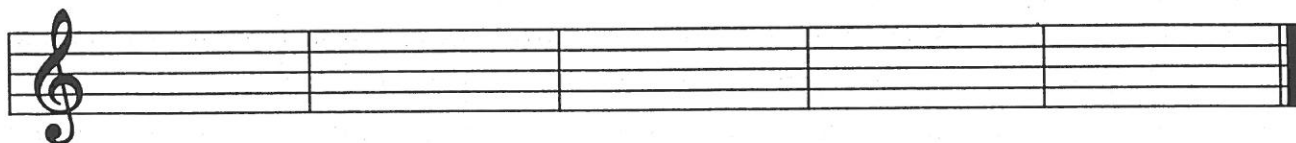

POMLČKY POLOVÉ  
(mlčíme dve doby)



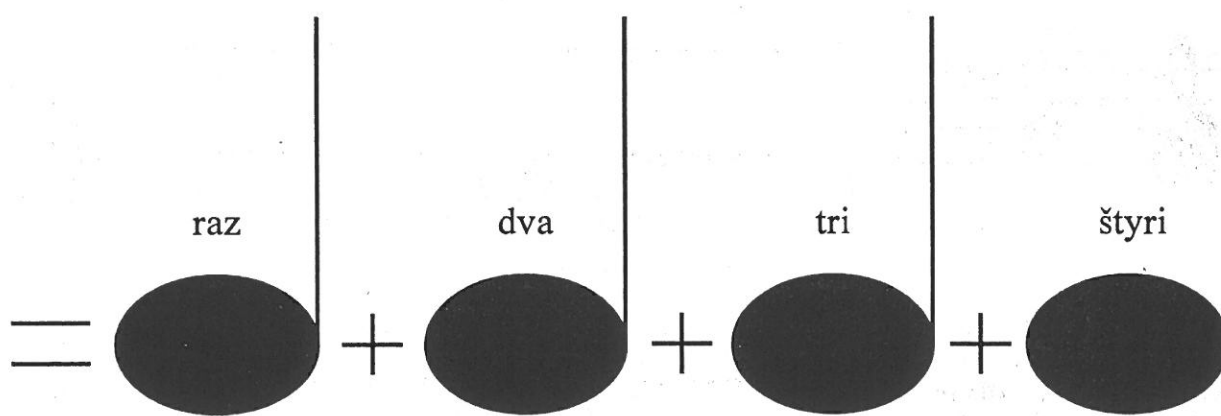
=




+



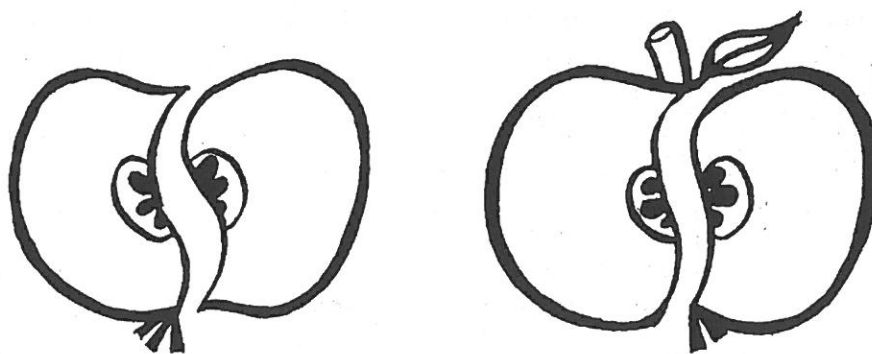
Taktové čiary rozdeľujú notovú osnovu na jednotlivé časti - takty.



### NOTY ŠTVRŤOVÉ




### POMLČKY ŠTVRŤOVÉ (mlčíme jednu dobu)



### Takt celý $C = \frac{4}{4}$



Keď bude za  označenie **C** alebo  $\frac{4}{4}$ , musíme počítať v každom takte na štyri doby.